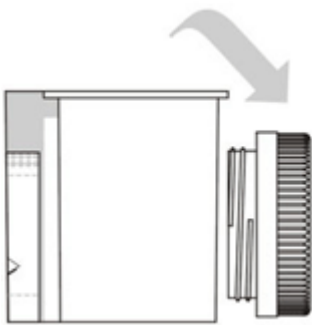


Drug Screen Procedure



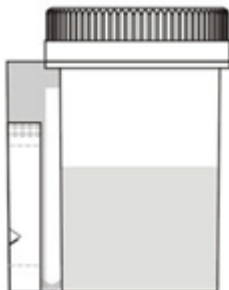
1 Remove Cap.



2 Donor provides Specimen and replaces lid.



3 Technician replaces and secures cap while the cup is on a flat surface.

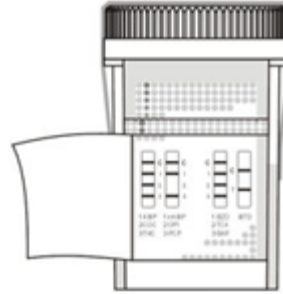


4 Check cap for tight seal. Technician dates and initials the security seal and places security seal over cap.



5 Technician peels off the label.

5 Read results.



6 A photocopy of the results can be made by placing the entire cup with the card face down on the copier.

